

AUSTRALIAN
RESEARCH
INDEPENDENT INVESTMENT RESEARCH

**Qualitas Real Estate Income Fund
(ASX: QRI)**

Review - October 2021

WHO IS IIR?

Independent Investment Research, "IIR", is an independent investment research house based in Australia and the United States. IIR specialises in the analysis of high quality commissioned research for Brokers, Family Offices and Fund Managers. IIR distributes its research in Asia, United States and the Americas. IIR does not participate in any corporate or capital raising activity and therefore it does not have any inherent bias that may result from research that is linked to any corporate/ capital raising activity.

IIR was established in 2004 under Aegis Equities Research Group of companies to provide investment research to a select group of retail and wholesale clients. Since March 2010, IIR (the Aegis Equities business was sold to Morningstar) has operated independently from Aegis by former Aegis senior executives/shareholders to provide clients with unparalleled research that covers listed and unlisted managed investments, listed companies, structured products, and IPOs.

IIR takes great pride in the quality and independence of our analysis, underpinned by high caliber staff and a transparent, proven and rigorous research methodology.

INDEPENDENCE OF RESEARCH ANALYSTS

Research analysts are not directly supervised by personnel from other areas of the Firm whose interests or functions may conflict with those of the research analysts. The evaluation and appraisal of research analysts for purposes of career advancement, remuneration and promotion is structured so that non-research personnel do not exert inappropriate influence over analysts.

Supervision and reporting lines: Analysts who publish research reports are supervised by, and report to, Research Management. Research analysts do not report to, and are not supervised by, any sales personnel nor do they have dealings with Sales personnel

Evaluation and remuneration: The remuneration of research analysts is determined on the basis of a number of factors, including quality, accuracy and value of research, productivity, experience, individual reputation, and evaluations by investor clients.

INDEPENDENCE – ACTIVITIES OF ANALYSTS

IIR restricts research analysts from performing roles that could prejudice, or appear to prejudice, the independence of their research.

Pitches: Research analysts are not permitted to participate in sales pitches for corporate mandates on behalf of a Broker and are not permitted to prepare or review materials for those pitches. Pitch materials by investor clients may not contain the promise of research coverage by IIR.

No promotion of issuers' transactions: Research analysts may not be involved in promotional or marketing activities of an issuer of a relevant investment that would reasonably be construed as representing the issuer. For this reason, analysts are not permitted to attend "road show" presentations by issuers that are corporate clients of the Firm relating to offerings of securities or any other investment banking transaction from that our clients may undertake from time to time. Analysts may, however, observe road shows remotely, without asking questions, by video link or telephone in order to help ensure that they have access to the same information as their investor clients.

Widely-attended conferences: Analysts are permitted to attend and speak at widely-attended conferences at which our firm has been invited to present our views. These widely-attended conferences may include investor presentations by corporate clients of the Firm.

Other permitted activities: Analysts may be consulted by Firm sales personnel on matters such as market and industry trends, conditions and developments and the structuring, pricing and expected market reception of securities offerings or other market operations. Analysts may also carry out preliminary due diligence and vetting of issuers that may be prospective research clients of ours.

INDUCEMENTS AND INAPPROPRIATE INFLUENCES

IIR prohibits research analysts from soliciting or receiving any inducement in respect of their publication of research and restricts certain communications between research analysts and personnel from other business areas within the Firm including management, which might be perceived to result in inappropriate influence on analysts' views.

Remuneration and other benefits: IIR procedures prohibit analysts from accepting any remuneration or other benefit from an issuer or any other party in respect of the publication of research and from offering or accepting any inducement (including the selective disclosure by an issuer of material information not generally available) for the publication of favourable research. These restrictions do not preclude the acceptance of reasonable hospitality in accordance with the Firm's general policies on entertainment, gifts and corporate hospitality.

DISCLAIMER

This publication has been prepared by Independent Investment Research (Aust) Pty Limited trading as Independent Investment Research ("IIR") (ABN 11 152 172 079), an corporate authorised representative of Australian Financial Services Licensee (AFSL no. 410381). IIR has been commissioned to prepare this independent research report (the "Report") and will receive fees for its preparation. Each company specified in the Report (the "Participants") has provided IIR with information about its current activities. While the information contained in this publication has been prepared with all reasonable care from sources that IIR believes are reliable, no responsibility or liability is accepted by IIR for any errors, omissions or misstatements however caused. In the event that updated or additional information is issued by the "Participants", subsequent to this publication, IIR is under no obligation to provide further research unless commissioned to do so. Any opinions, forecasts or recommendations reflects the judgment and assumptions of IIR as at the date of publication and may change without notice. IIR and each Participant in the Report, their officers, agents and employees exclude all liability whatsoever, in negligence or otherwise, for any loss or damage relating to this document to the full extent permitted by law. This publication is not and should not be construed as, an offer to sell or the solicitation of an offer to purchase or subscribe for any investment. Any opinion contained in the Report is unsolicited general information only. Neither IIR nor the Participants are aware that any recipient intends to rely on this Report or of the manner in which a recipient intends to use it. In preparing our information, it is not possible to take into consideration the investment objectives, financial situation or particular needs of any individual recipient. Investors should obtain individual financial advice from their investment advisor to determine whether opinions or recommendations (if any) contained in this publication are appropriate to their investment objectives, financial situation or particular needs before acting on such opinions or recommendations. This report is intended for the residents of Australia. It is not intended for any person(s) who is resident of any other country. This document does not constitute an offer of services in jurisdictions where IIR or its affiliates do not have the necessary licenses. IIR and/or the Participant, their officers, employees or its related bodies corporate may, from time to time hold positions in any securities included in this Report and may buy or sell such securities or engage in other transactions involving such securities. IIR and the Participant, their directors and associates declare that from time to time they may hold interests in and/or earn brokerage, fees or other benefits from the securities mentioned in this publication.

IIR, its officers, employees and its related bodies corporate have not and will not receive, whether directly or indirectly, any commission, fee, benefit or advantage, whether pecuniary or otherwise in connection with making any statements and/or recommendation (if any), contained in this Report. IIR discloses that from time to time it or its officers, employees and related bodies corporate may have an interest in the securities, directly or indirectly, which are the subject of these statements and/or recommendations (if any) and may buy or sell securities in the companies mentioned in this publication; may affect transactions which may not be consistent with the statements and/or recommendations (if any) in this publication; may have directorships in the companies mentioned in this publication; and/or may perform paid services for the companies that are the subject of such statements and/or recommendations (if any).

However, under no circumstances has IIR been influenced, either directly or indirectly, in making any statements and/or recommendations (if any) contained in this Report. The information contained in this publication must be read in conjunction with the Legal Notice that can be located at <http://www.independentresearch.com.au/Public/Disclaimer.aspx>.

THIS IS A COMMISSIONED RESEARCH REPORT.

The research process includes the following protocols to ensure independence is maintained at all times:

- 1) The research process has complete editorial independence from the company and this is included in the contract with the company;
- 2) Our analyst has independence from the firm's management, as in, management/ sales team cannot influence the research in any way;
- 3) Our research does not provide a recommendation, in that, we do not provide a "Buy, Sell or Hold" on any stocks. This is left to the Adviser who knows their client and the individual portfolio of the client.
- 4) Our research process for valuation is usually more conservative than what is adopted in Broking firms in general sense. Our firm has a conservative bias on assumptions provided by management as compared to Broking firms.
- 5) All research mandates are settled upfront so as to remove any influence on ultimate report conclusion;
- 6) All staff are not allowed to trade in any stock or accept stock options before, during and after (for a period of 6 weeks) the research process.

For more information regarding our services please refer to our website www.independentresearch.com.au.

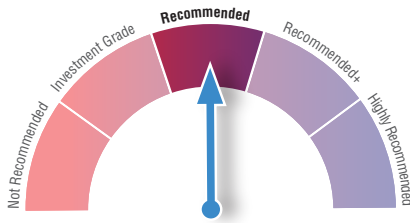
Contents

Product Summary.....	1
Investor Suitability	1
Recommendation	1
SWOT	2
QRI Update.....	3
Portfolio Positioning	4
Performance Analytics	7
Peer Comparison	8
Appendix A - Loan Category Definitions.....	10
Appendix B – Ratings Process	11
Appendix C – Managed Investments Coverage	12



Note: This report is based on information provided by QRI Manager Pty Ltd as at July 2021.

Rating



Key Investment Information (as at 31 August 2021)

ASX Code	QRI
Unit Price (\$) per unit	\$1.65
NAV per unit	\$1.6022
Units on issue (m)	267.4
Market Cap (\$m)	\$441.2
Listing Date	November 2018
Structure	Listed Investment Trust (LIT)
Distribution Frequency	Monthly
Target Return (p.a)	RBA Cash Rate + 5.0%-6.5% (net of fees and expenses)
Current Target Return (p.a)	5.1%-6.6%
Distribution Yield*	5.9%
Fees:	
Management Fee (p.a) incl GST	1.5375%
Responsible Entity and Administration Fees (p.a) incl GST	0.8%
Performance Fee (incl GST)**	20.5%
Performance Hurdle	8.0% p.a.

*Represents distributions paid over the last 12-months and the unit price at 31 August 2021.

**20.5% of performance (incl. GST) above a cumulative net return of 8%p.a over rolling three year periods.

PRODUCT SUMMARY

The Qualitas Real Estate Income Fund (ASX: QRI) is a Listed Investment Trust (LIT) that listed on the ASX in November 2018, raising \$231.2m through the issue of 144.5m ordinary fully paid units at \$1.60 per unit. Since listing, the Trust has grown through the issue of new units to both new and existing unitholders. At 31 August 2021, the Trust had a market cap of \$441.2m with 267.4m units on issue. The Trust invests in the Qualitas Wholesale Real Estate Income Fund ("Sub-Trust"), which in turn provides direct and indirect exposure to a portfolio of secured commercial real estate (CRE) loans, predominantly in Australia with up to 20% of the portfolio able to be invested in New Zealand. QRI Manager Pty Ltd (the "Manager") is the Investment Manager of the Trust. The Manager is a wholly owned subsidiary of the Qualitas Group (Qualitas), a real estate investment management firm with approximately \$3.7 billion funds under management. The Trust has a target distribution return of RBA Cash Rate + 5.0%-6.5%p.a (net of fees and expenses) and pay distributions monthly. The Manager is paid an annual management fee of 1.5375% (including GST) of the Trust's NAV and is eligible for a performance fee of 20.5% (including GST) on the outperformance of the performance hurdle (cumulative net return of 8.0%p.a). Any direct loans made by the Sub-Trust will receive loan origination fees. There is a fee sharing arrangement whereby up to 33% of these fees will be passed on to the Manager in the event the Sub-Trust is the sole lender and up to 100% will be paid to the Manager in the event the Sub-Trust is a co-lender.

INVESTOR SUITABILITY

An investment in the Trust is suitable for those investors seeking access to a regular monthly income with low capital volatility and an enhanced yield compared to traditional fixed income investments such as government and corporate bonds and term deposits. Investors should have a higher level of risk tolerance with the enhanced yield provided due to the increased levels of risk associated with an investment in QRI compared to these traditional fixed income securities. The underlying exposure is considered illiquid. The LIT structure provides investors liquidity through the secondary market, offering investors the ability to access the underlying asset class without having their capital locked up, which can be the case for unlisted fund offerings in this asset class. The Trust provides a unique offering, being the only LIT that provides exposure solely to the CRE debt market. While other LITs provide some exposure to the CRE debt market it is part of a broader portfolio. The portfolio is actively managed and the short-term nature of the loans means that capital will be recycled regularly. As such the composition of the portfolio and the income received, while will be provided on a monthly basis, will be dependent on the portfolio composition at any given time.

RECOMMENDATION

Independent Investment Research (IIR) has reaffirmed the **Recommended** rating for the Qualitas Real Estate Income Fund (ASX: QRI). The Trust has delivered on its objective of providing a regular monthly income stream with low capital volatility to date. The NAV of the Trust has remained steadfast throughout all the volatility experienced in markets over the last 18-months, highlighting the diversification benefits of private debt to a portfolio. Given the margin compression realised due to the decline in the RBA Cash Rate since listing, on 22 July 2020 the Trust announced the amendment to its target distribution return from an absolute return of 8%p.a to a floating target return of the RBA Cash Rate + 5.0%-6.5%p.a. We view the amendment to more appropriately reflect the returns investors are likely to receive given the current low interest rate environment. The RE and the Manager are actively seeking to increase the size of the Trust through private placements and entitlement offers. Since listing the Trust has raised a further \$196.1m. Growth in the size of the Trust has resulted in improved loan diversification and allowed the portfolio to be refocused to invest directly as opposed to through other Qualitas funds. This provides greater levels of flexibility with respect to the composition of the QRI portfolio, provides a greater level of control over the loan assets and removes competing interests from other investors with respect to the target outcomes from the investment. The Manager has rotated the portfolio to investment loans (lower risk) and reduced the portfolio's exposure to the higher risk land loans and construction loans. This is partially due to the market demand but also due to the Manager adjusting the risk exposure of the portfolio given the current market conditions. This combined with limited mezzanine exposure may result in the yield being at the lower end of the target range in the short-to-medium term.

The investment opinion in this report is current as at the date of publication. Investors and advisers should be aware that over time the circumstances of the issuer and/or product may change which may affect our investment opinion.

SWOT

Strengths

- ◆ The Trust has provided a regular monthly income stream with low capital volatility.
- ◆ The LIT structure provides captive capital for the Manager, allowing them to implement the investment strategy, which involves illiquid investments, without the need to meet redemption requests. Unitholders are provided liquidity through the secondary market.
- ◆ The Manager has a strong pipeline of opportunities and will seek to continue to grow the Trust through private placements and entitlement offers. Continued growth in the size of the Trust potentially provides improved liquidity and greater levels of portfolio diversification. Capital raised to date has been issued at NAV and has not been dilutive to the NAV.
- ◆ The Manager has disciplined processes in place for the whole of loan process including origination through to loan management.
- ◆ Loans made by Qualitas are predominantly short-dated in nature, therefore the Manager can adjust the exposure of the portfolio depending on market conditions relatively quickly.
- ◆ The Manager's interests are aligned with unitholders, with the Manager being the third largest unitholder in the Trust with 6.25m units at 30 June 2021.
- ◆ The Trust has had no loans in arrears of 30 days+ since its establishment and no loan impairments. The Manager has not experienced a loss of capital since its inception in 2008.
- ◆ The Trust has achieved its target distribution returns to date based on the amended floating target. The Manager has delivered these returns while remaining predominantly exposed to the senior end of the capital structure. The Trust's portfolio has had an average of mezzanine (second ranking) exposure of 6%, excluding the mezzanine exposure through the AFWT notes, which have now been exited.

Weaknesses

- ◆ The fees are high compared to other fixed income LITs, however we note are in line with fees charged to wholesale investors in Qualitas unlisted CRE debt funds.
- ◆ While not a weakness per se but more of something for investors to be aware of, the Trust offers regular monthly distributions however the amount received will have a level of volatility, with the monthly distribution amount dependent on the portfolio composition at any given point in time.

Opportunities

- ◆ The Trust provides the opportunity to access the CRE debt market, a market that is not readily accessible to retail investors. Through the listed structure, it provides investors with liquid exposure to an illiquid investment.
- ◆ The Trust provides investors the ability to diversify their portfolio with a fixed income investment that differs to traditional fixed income products and with returns that are not correlated to the equity market.
- ◆ The banks continue to retreat from the market providing a growing opportunity for alternative lenders such as Qualitas.

Threats

- ◆ The Trust will be exposed to the CRE debt market. A significant downturn in this market may have an adverse impact on the ability of borrowers to service their loan and interest payment obligations which may impact the ability of the Trust to achieve the target return and preserve capital. We note that there are many sub-sectors within CRE debt with the Manager pivoting the portfolio to sectors where it believe the best risk-adjusted returns can be generated.
- ◆ There is increasing levels of competition in the market and as the banks continue to retreat we expect competition to continue to increase. This may put pressure on the margins obtained by the Manager which may flow through to lower returns for investors.
- ◆ While growth in the size of the Trust provides some benefits to unitholders, in the event substantial capital is raised the cashflow management is important. If not deployed in a timely manner, the capital raised may have a dilutionary impact on distributions. Acknowledging this fact, the Manager has demonstrated support for capital raises by discounting the management fee applied to uninvested capital from the capital raisings by 50%. We would expect this ethos to be applied to any future capital raisings.

QRI UPDATE

The Qualitas Real Estate Income Fund (ASX: QRI) is a Listed Investment Trust (LIT) that provides exposure to a portfolio of direct and indirect secured commercial real estate (CRE) loans, with loans secured predominantly against Australian real estate assets with up to 20% of the portfolio able to be invested in loans secured by New Zealand real estate assets. QRI listed on the ASX in November 2018 and is coming up to three years performance history.

The Trust is managed by QRI Manager Pty Ltd (the "Manager"), a wholly owned subsidiary of the Qualitas Group ("Qualitas"), a real estate investment management firm. Qualitas was established in 2008 and has grown to have approximately \$3.7 billion funds under management. The Investment Management Agreement (IMA) is for an initial ten year period.

The exposure of the Trust has evolved over time with the portfolio initially having a significant amount of exposure to loans through indirect investments in Qualitas wholesale funds. As the Trust has evolved and grown in size, the portfolio exposure has moved to predominantly direct exposure to loans. While an investment indirectly through other funds can provide diversification and access to a greater pool of loans, direct exposure is generally preferred if available as this provides the Trust greater flexibility with respect to loan exposures and is not invested in funds that may have a different strategy and desired outcome to the Trust.

On 22 July 2020, the Manager changed its target distribution return from a fixed 8%p.a to a floating target return of RBA Cash Rate + 5.0%-6.5%p.a (net of fees and expenses). We view this as a more appropriate target return, providing a more realistic expectation for investors through the cycle. The change in the target distribution return reflected the choice made by the Manager not to chase risk to achieve the target return, a preferred option for unitholders in our opinion.

The Manager has a disciplined investment process which continues to be enhanced and refined. For example, the Manager is commencing the integration of ESG factors into its loan process and has implemented a new risk rating model that provides a clearer view of the level of risk in the portfolio at any given time. The Manager has outsourced its loan administration operations to allow for scale and to focus on the loan and investment process.

There has been little change to the senior members of the investment team. One significant change being the retirement of the Chief Risk Officer, Gerd Mayer, in 2020. Gerd was replaced by the Deputy Risk Officer, Rob McLellan. Rob has over 28 years' experience in banking across structured finance and risk management, holding a number of senior executive roles. Gerd remains as a non-executive member of the Investment Committee.

Capital Raisings and Deployment of Capital

Since listing the Trust has been back to the market on four occasions to raise additional capital, raising a total of \$197m in addition to the \$231.2m raised at the IPO. The RE and the Manager have stated that they will continue to seek to grow the Trust through capital raisings to take advantage of the strong pipeline.

FUM growth is advantageous for both the Manager and unitholders. The Manager increases the pool of captive capital for investment and provides increased management fees. For unitholders, the FUM growth provides for improved portfolio diversification, potential for increased liquidity through additional units on issue and growth in the number of unitholders. Further to this additional FUM can reduce the cost per unitholder with regards to fund and administration costs.

The Manager has deployed the capital raised in a timely manner to date. The capital raised at the IPO took a little longer to deploy than anticipated due to slower than expected conditions over the holiday period in late 2018/early 2019.

Capital Raisings & Time to Deployment				
Capital Raising Type	Completion Date	Amount Raised (\$m)	Issue Price	Time to Deployment
IPO	November 2018	231.2	\$1.60	7 months
Private Placement	June 2019	34.7	\$1.60	2 months
Accelerated Non-Renounceable Rights Offer	October 2019	94.7	\$1.60	2 months
Private Placement	April 2021	54.0	\$1.60	<1 month
Unitholder Purchase Plan	July 2021	12.7	\$1.60	<1 month

PORTFOLIO POSITIONING

The portfolio has evolved considerably over the almost three years since listing as is detailed below. Growth in the size of the Trust has allowed for greater levels of loan diversification as well as moving from predominantly indirect investments to predominantly direct investments. Before we take a look at the evolution of the portfolio, we first take a look at the composition of the portfolio at 31 July 2021 compared to the target portfolio composition as detailed in the PDS dated 11 September 2019.

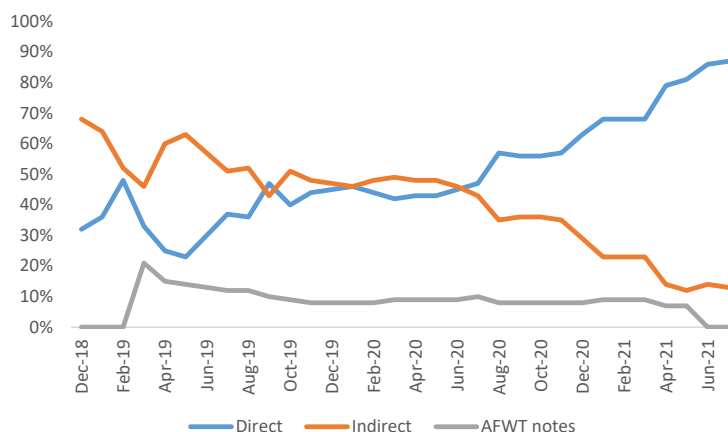
Portfolio Composition			
Portfolio Characteristic	Target Composition	Composition as at 31 July 2021	Average Since Listing
Loan Ranking	<ul style="list-style-type: none"> Predominantly focused on senior (first ranking) loans. Mezzanine (second ranking) loans target range 20%-30% (including AFWT Notes). 	<p>Within target - 91% senior loans</p> <p>Mezzanine (second ranking) loans target range 20%-30% (including AFWT Notes).</p>	<p>87% senior loans</p> <p>12% mezzanine loans (including AFWT Notes)</p>
Geography & Location	<ul style="list-style-type: none"> <30% of the Trust's investments located outside capital cities. Australian and New Zealand cities with resident population of >100,000. <20% of the Trust's capital invested in loans secured by New Zealand property. 	<p>Within target - 6% outside capital cities.</p> <p>100% of loans in Australia cities with population of more than 100,000.</p> <p>No loans in New Zealand</p> <p>No loans secured against New Zealand property.</p>	<p>3% outside capital cities</p> <p>100% of loans in Australia cities with population of more than 100,000.</p> <p>No loans secured against New Zealand property.</p>
Investment Type	<ul style="list-style-type: none"> <40% of the Trust's capital to be invested in a single Qualitas fund. <15% in AFWT Notes 	<p>Withing target - 13% in indirect Qualitas funds. The Manager is seeking to focus on direct investments moving forward.</p> <p>Position in AFWT Notes has been fully exited.</p>	<p>31% invested in Qualitas funds</p> <p>8% allocation to AFWT Notes</p>
Loan Type*	<ul style="list-style-type: none"> <40% land loans <25% construction loans >30% investment loans 	<p>Withing target - 30% exposure to land loans</p> <p>Withing target - 11% exposure to construction loans</p> <p>Withing target - 39% exposure to construction loans</p>	<p>39.7% exposure to land loans (excludes cash)</p> <p>19.7% exposure to construction loans (excludes cash)</p> <p>31.5% exposure to investment loans (excludes cash)</p>

* The Manager sets portfolio targets in addition to the PDS which are reflective of the current risk appetite based on market conditions. These targets are reviewed on an ongoing basis with reference to market conditions and opportunities. Amendments to these targets are at the discretion of the Manager.

The Manager has refocused its strategy to direct investments. As such the Manager has been exiting its investments in the Qualitas funds. This is highlighted in the below graphic. As at 31 July 2021, the portfolio's direct exposure was 87% and indirect exposure was 13%. This compares to the average exposure since listing of 50% direct and 41% indirect (not including AFWT Notes).

The Manager has also exited its position in the AFWT Notes as part of the strategy to focus on direct exposure for unitholders.

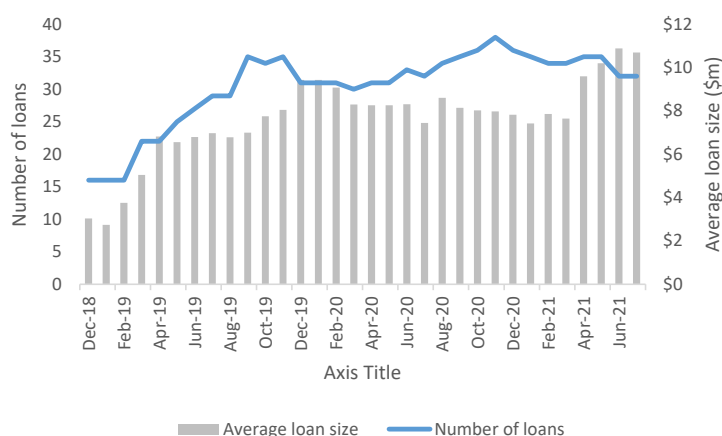
Direct vs Indirect Exposure



The loan diversification and average loan size have both increased as the Trust has grown in size. As at 31 July 2021, the portfolio had 32 loans in the portfolio with an average loan amount of \$10.7m. The highest number of loans to date has been 38. The number of loans in any given month will depend on the pipeline of opportunities and the availability of capital, remembering that the loans are typically short-term in nature with capital recycled as loans roll off.

The Manager has expressed their intent to raise further capital and continue to grow the Trust. We expect the trend regarding diversification and loan size to continue in line with FUM growth.

Number of Loans and Average Loan Size

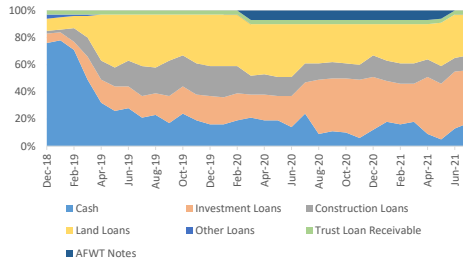


The portfolio comprises loans which can be categorised by the following: (1) Investment Loans; (2) Land Loans; and (3) Construction Loans. Each of these loans can be further categorised as Senior loans or mezzanine loans. See Appendix A for a description of the loan categories. In addition to these loans, the portfolio will have exposure to a level of cash and the loan receivables from the loan provided by the Trust to the Manager to cover the costs associated with the IPO.

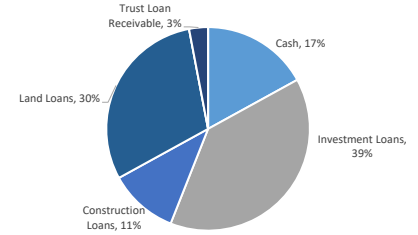
Directly after the IPO, the cash was deployed which saw the cash levels decline from significant levels over the few months post listing.

Excluding cash, land loans and investment loans make up a large portion of the portfolio with over 80% of the invested portfolio allocated to these two loan types. Exposure to construction loans has varied since inception, with the portfolio targeting <25% exposure to construction loans. During the first 14 months, the Trust had exposure towards the upper-end of and at times above the target weighting to construction (excluding cash). Exposure to construction loans started to decline after this with only 13% of the portfolio (excluding cash) exposed to construction loans at 31 July 2021. This is reflective of both the market opportunities and the risk appetite of the Manager in the current environment.


Historical Loan Type Exposure (including cash)



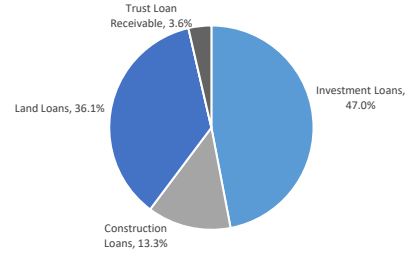
Loan Type Exposure as at 31 July 2021 (including cash)



Historical Loan Type Exposure (excluding cash)

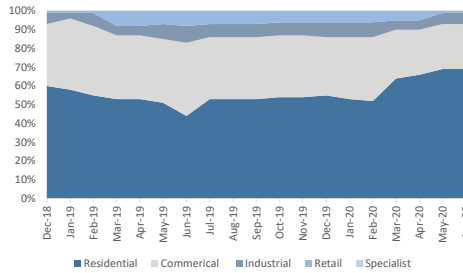


Loan Type Exposure as at 31 July 2021 (excluding cash)

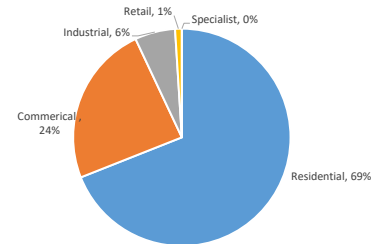


The primary portfolio exposure is to the Residential and Commercial sectors. While the Trust has had exposure to the Industrial and Retail sectors, this exposure has historically been limited to date. In the current environment the Manager views increased risk to be associated with the Retail sector and has reduced exposure to this sector over the last 12-months as a result.

Historical Sector Exposure



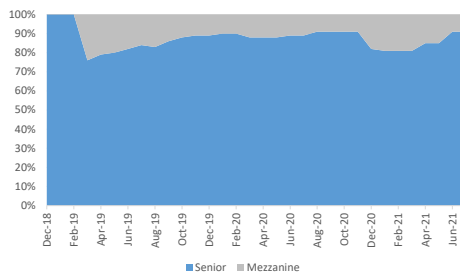
Sector Exposure as at 31 July 2021



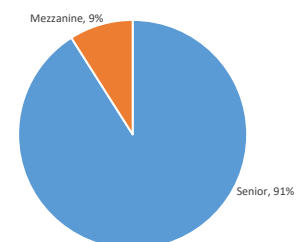
With respect to Loan Type, the Manager seeks to provide exposure predominantly to senior (first ranking) loans. The portfolio has been primarily exposed to senior loans to date. The Manager will invest capital in mezzanine (second ranking) loans to provide additional levels of return to the Trust. Mezzanine exposure has been low to date, however has been increasing over the last six months with 9% mezzanine exposure at 31 July 2021. This compares to 1% (excluding AFWT Notes) at 31 July 2020.

The Manager has a target mezzanine exposure range of 20%-35%, therefore there is plenty of scope to further increase the mezzanine exposure in the portfolio. Increases in the mezzanine exposure will increase returns, however also increases the risk associated with investments. The portfolio represents the greatest risk-adjusted investment opportunities identified by the Manager at the time of capital deployment. In the current environment we expect the Mezzanine exposure to remain relatively muted.

Historical Loan Ranking Exposure

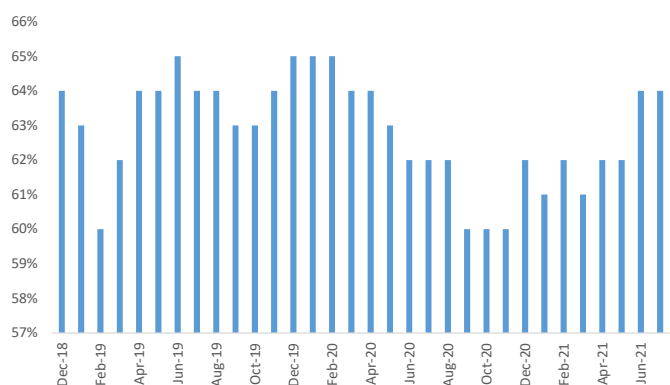


Loan Ranking Exposure as at 31 July 2021



The portfolio has maintained a relatively conservative weighted LVR of between 60%-65% since inception. Loan LVR's are maintained to the Manager's target range.

Historical Weighted LVR



PERFORMANCE ANALYTICS

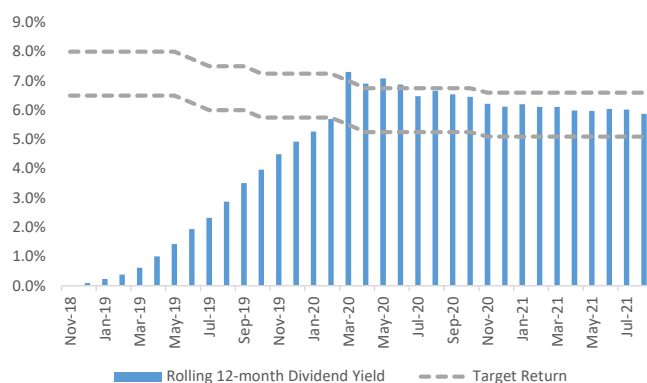
As mentioned above, QRI has almost three years of performance history with the Trust listing in November 2018. The Trust has delivered a monthly income stream and a stable NAV. Given the underlying investment exposure, returns from the portfolio will be entirely income in nature with no capital growth achieved from the underlying investments. We note, some capital appreciation may be generated from the trading of units on the secondary market. An example of this can be seen from the dislocation event that occurred in March 2020. Investors that acquired units on market and held those units would have generated a capital gain in addition to the distribution income.

Given the margin compression experienced by the continued decline in the RBA Cash Rate, on 22 July quarter 2020 the Manager changed its target distribution return from a fixed 8%p.a to a floating target return of RBA Cash Rate + 5.0%-6.0%p.a (net of fees and expenses). We view this as a more appropriate target return, providing a more realistic expectation for investors through the cycle. Since becoming fully invested, the Trust has achieved the revised target distribution return, as detailed in the below chart.

The annualised distribution yield, has ranged between 4.92% and 7.30% post the capital being fully deployed post the IPO. Given the short-term nature of loans and the recycling of capital, the number and type of loans in the portfolio will differ on a monthly basis. As such there will be some volatility in the monthly distribution amount.

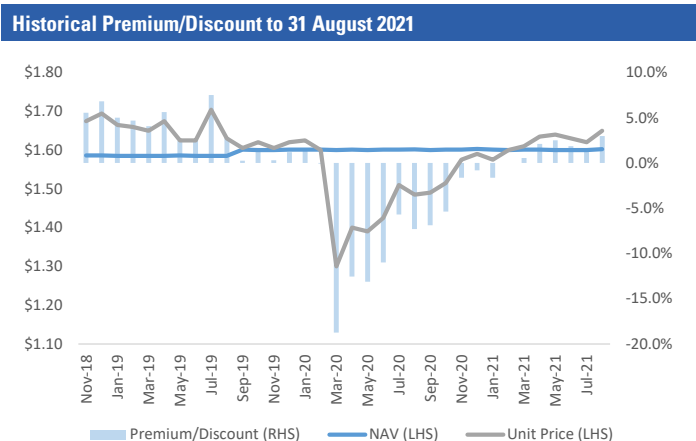
Capital management and ensuring the capital is recycled in a timely manner is important to ensure the target distribution return is achieved. Having large levels of idle cash has the potential to be a drag on yield. The Manager has advised IIR that they do not intend to return capital to "top up" distributions. Income will be generated from loan exposures.

Rolling 12-month Distribution Yield



As with all fixed income LITs, the Trust experienced a significant dislocation event in March 2020 on the back of the COVID-19 pandemic. Given the global shutdown that ensued, investors had a right to be concerned about the ability of creditors to meet their loan and interest payment obligations. As fiscal and monetary support was announced and fears were allayed, the unit

price commenced its recovery, with the Trust trading at a slight premium at 31 August 2021. The Manager contributed significantly to the unit price recovery, ramping up marketing and sales to advisers, increasing portfolio transparency and increasing the frequency of NAV reporting from monthly to weekly. The Manager opted for increased investor education as opposed to unit buy backs and reaped the rewards while maintaining the capital position of the Trust. As is shown by the below chart, the NAV has remained steadfast, ranging from \$1.59 to \$1.60 per unit since listing.



PEER COMPARISON

There are currently eight fixed income LITs on the ASX. QRI is the only LIT that has a sole focus on domestic CRE debt. Some of the other LITs, such as MXT and MOT have some exposure to this market, however it is part of a broader portfolio of private debt.

CRE debt is typically considered higher risk as is reflected in the additional yield provided by QRI compared to other fixed income LITs. QRI along with MOT offer the most attractive yields, however we note that the yield reflects the higher risk nature of the loans.

ASX Fixed Income LITs							
LIT Name	ASX Ticker	Market Cap. \$m (as at 31 August 2021)	Underlying Investments	Credit Quality	Distribution Yield (as at 31 August 2021)	Distribution Frequency	Target Distribution (p.a)
MCP Master Income Trust	MXT	1,522.9	Private Credit	Investment Grade & Sub-Investment Grade	4.2%	Monthly	RBA Cash Rate + 3.75%
NB Global Corporate Income Trust	NBI	856.8	Corporate High Yield Bonds	Sub-Investment Grade	5.1%	Monthly	4.75%
KKR Credit Income Fund	KKC	806.6	Corporate High Yield Bonds, traded loans and Private Credit	Sub-Investment Grade	5.5%	Monthly	4%-6%
Partners Group Global Income Fund	PGG	521.4	Private Credit	Sub-Investment Grade	4.4%	Monthly	RBA + 4%
Gryphon Capital Income Trust	GCI	488.3	RMBS & ABS	Sub-Investment Grade	4.5%	Monthly	RBA Cash Rate + 3.5%
Qualitas Real Estate Income Fund	QRI	441.2	CRE debt	Senior & Mezz debt	5.9%	Monthly	RBA Cash Rate + 5.0%-6.5%
Perpetual Credit Income Trust	PCI	436.6	Diversified	Investment Grade & Sub-Investment Grade	3.3%	Monthly	RBA Cash Rate + 3.25%
MCP Income Opportunities Trust	MOT	411.3	Private Credit	Sub-Investment Grade	6.5%	Monthly	7.00%

QRI's fees are high compared to the peer group. We note that the Trust receives a portion of the origination fees for direct loans. QRI is also one of the few LITs that incorporate a performance fee. The Manager of QRI is eligible for a performance fee for a return above 8%p.a. We note that in the current interest rate environment we do not envisage performance fees being paid to the Manager.

ASX Fixed Income LIT Fee Comparison				
LIT Name	ASX Ticker	Management Fee	Performance Fee	Performance Fee Hurdle
MCP Master Income Trust	MXT	0.67%	na	na
NB Global Corporate Income Trust	NBI	0.85%	na	na
KKR Credit Income Fund	KKC	0.90%	5.13%	RBA Cash Rate +4% p.a subject to High Water Mark
Partners Group Global Income Fund	PGG	1.00%	na	na
Gryphon Capital Income Trust	GCI	0.72%	na	na
Qualitas Real Estate Income Fund	QRI	1.54%	20.50%	8.0% p.a
Perpetual Credit Income Trust	PCI	0.72%	na	na
MCP Income Opportunities Trust	MOT	1.03%	15.38%	RBA Cash Rate +6% p.a

QRI was trading at a premium to NAV of 3.0% at 31 August 2021. Outside of the significant dislocation event of 2020, the Trust has traded at a slight premium to NAV reflecting the desire for exposure to this asset class as well as investors seeking enhanced yield with low capital volatility.

The Trusts that have experienced NAV volatility are trading at discounts while those that have experienced a stable NAV are trading at slight premiums.

ASX Fixed Income LIT Premium/Discounts as at 31 August 2021		
LIT Name	ASX Ticker	Premium/Discount as at 31 August 2021
MCP Master Income Trust	MXT	3.4%
NB Global Corporate Income Trust	NBI	-5.4%
KKR Credit Income Fund	KKC	-13.5%
Partners Group Global Income Fund	PGG	-2.3%
Gryphon Capital Income Trust	GCI	1.6%
Qualitas Real Estate Income Fund	QRI	3.0%
Perpetual Credit Income Trust	PCI	-1.9%
MCP Income Opportunities Trust	MOT	1.4%

APPENDIX A - LOAN CATEGORY DEFINITIONS

Investment Loans: Loans secured against real estate that is potentially income generating. Includes residual stock loans which are loans secured against completed construction projects made to developers for the purpose of holding and selling unsold stock (for example, apartments) in an orderly fashion to maintain pricing levels. Investment loans are typically considered to have the lowest level of risk/return.

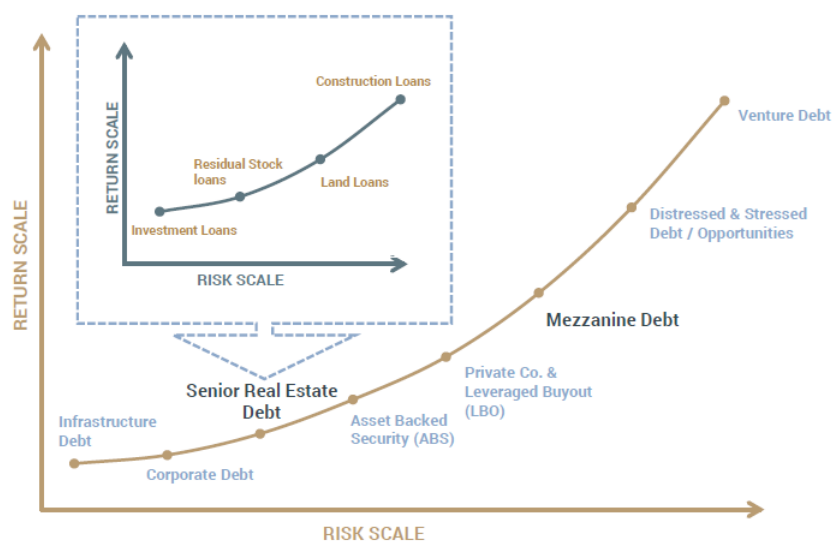
Construction Loans: Loans provided to fund development and construction costs. These loans are secured against land with the potential for further development or real estate assets that are soon-to-be or are under construction. Construction loans are typically drawn down as the project progresses, therefore the lender is not fully exposed to the project until it's in the final stages of completion. Construction loans are considered the highest risk loans in CRE as the project is not complete. In the event the borrower cannot meet its obligations, the lender may have to take over the project and inject further capital to complete the project to be able to recoup their capital.

Land Loans: Loans secured against vacant land with the potential for development. This includes undeveloped land that can be subdivided, land approved for development and land yet to be approved for development.

Senior (First Ranking) Loans: Senior loans are those in which the lender has the senior ranking position in the capital structure. The position in the capital structure determines the level of risk and control associated with the loan. The senior ranking lender receives payment of their obligations ahead of all other parties in the capital structure, such as second ranking lenders and equity holders. The senior lender also typically has a greater level of control of the loan and the loan management process with direct visibility through to the loan progress and loan management.

Mezzanine (Second Ranking) Loans: Mezzanine loans rank behind the first ranking loans but usually ahead of equity holders. As such, Mezzanine loans typically entail a greater level of risk than first ranking loans. These loans are compensated for the higher risk through higher interest rate payments.

CRE Debt Risk/Return Spectrum

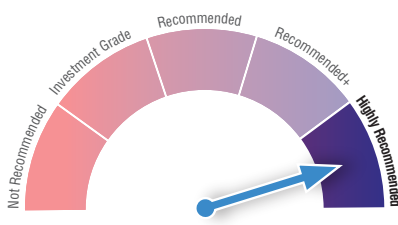
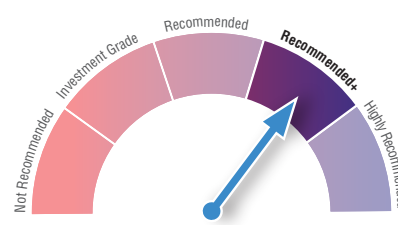
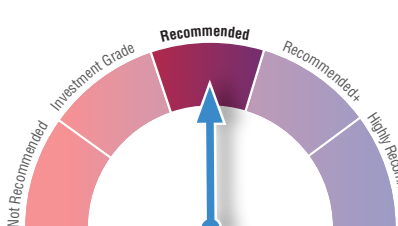
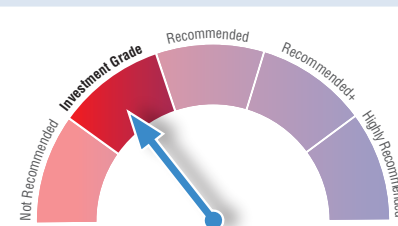
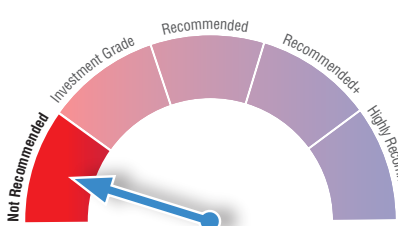


Source: Qualitas Group

APPENDIX B – RATINGS PROCESS

INDEPENDENT INVESTMENT RESEARCH PTY LTD “IIR” RATING SYSTEM.

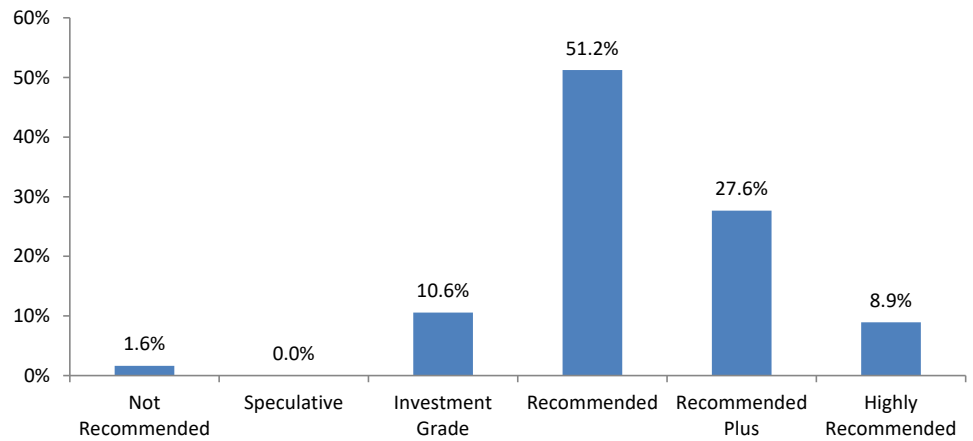
IIR has developed a framework for rating investment product offerings in Australia. Our review process gives consideration to a broad number of qualitative and quantitative factors. Essentially, the evaluation process includes the following key factors: product management and underlying portfolio construction; investment management, product structure, risk management, experience and performance; fees, risks and likely outcomes.

LMI Ratings	SCORE
<p>Highly Recommended</p> 	<p>83 and above</p> <p>This is the highest rating provided by IIR, indicating this is a best of breed product that has exceeded the requirements of our review process across a number of key evaluation parameters and achieved exceptionally high scores in a number of categories. The product provides a highly attractive risk/return trade-off. The Fund is likely effectively to apply industry best practice to manage endogenous risk factors, and, to the extent that it can, exogenous risk factors.</p>
<p>Recommended +</p> 	<p>79–83</p> <p>This rating indicates that IIR believes this is a superior grade product that has exceeded the requirements of our review process across a number of key evaluation parameters and achieved high scores in a number of categories. In addition, the product rates highly on one or two attributes in our key criteria. It has an above-average risk/return trade-off and should be able consistently to generate above average risk-adjusted returns in line with stated investment objectives. The Fund should be in a position effectively to manage endogenous risk factors, and, to the extent that it can, exogenous risk factors. This should result in returns that reflect the expected level of risk.</p>
<p>Recommended</p> 	<p>70–79</p> <p>This rating indicates that IIR believes this is an above-average grade product that has exceeded the minimum requirements of our review process across a number of key evaluation parameters. It has an above-average risk/return trade-off and should be able to consistently generate above-average risk adjusted returns in line with stated investment objectives.</p>
<p>Investment Grade</p> 	<p>60-70</p> <p>This rating indicates that IIR believes this is an average grade product that has exceeded the minimum requirements of our review process across a number of key evaluation parameters. It has an average risk/return trade-off and should be able to consistently generate average risk adjusted returns in line with stated investment objectives.</p>
<p>Not Recommended</p> 	<p><60</p> <p>This rating indicates that IIR believes that despite the product’s merits and attributes, it has failed to meet the minimum aggregate requirements of our review process across a number of key evaluation parameters. While this is a product below the minimum rating to be considered Investment Grade, this does not mean the product is without merit. Funds in this category are considered to be susceptible to high risks that are not reflected by the projected return. Performance volatility, particularly on the down-side, is likely.</p>

APPENDIX C – MANAGED INVESTMENTS COVERAGE

The below graphic details the spread of ratings for managed investments rated by Independent Investment Research (IIR). The managed investments represented below include listed and unlisted managed funds, fund of funds, exchange traded funds and model portfolios.

Spread of Managed Investment Ratings



DISCLAIMER

(a) Disclaimer

The information, reports, financial models, forecasts, strategies, audio broadcasts and other media (referred to as "Content" throughout this Legal Notice), provided on this web site has been prepared and issued by Altavista Research Pty Ltd trading as Independent Investment Research "IIR," Independent Investment Research Holdings Pty Ltd (ACN 155 226 074), as authorised to publish research under an Australian Financial Securities Licence (AFSL No 420170) which allows Independent Investment Research to offer financial service advice to retail and wholesale clients. Users of this web site should not act on any Content without first seeking professional advice. Whilst the Content contained on this web site has been prepared with all reasonable care from sources which we believe are reliable, no responsibility or liability is accepted by Independent Investment Research, for any errors or omissions or misstatements however caused. Any opinions, forecasts or recommendations reflect our judgement and assumptions at the date of publication or broadcast and may change without notice. Content on this web site is not and should not be construed as an offer to sell or the solicitation of an offer to purchase or subscribe for any investment. We are not aware that any user intends to rely on the Content provided or of the manner in which a user intends to use it. In preparing our Content it is not possible to take into consideration the investment objectives, financial situation or particular needs of any individual user.

Access by any user to this website does not create a client relationship between Independent Investment Research and the user. Users seeking to invest must obtain individual financial advice to determine whether recommendations are appropriate to their investment objectives, personal financial situation or particular needs, before acting on any recommendations. Any Content is not for public circulation or reproduction, whether in whole or in part and is not to be disclosed to any person other than the intended user, without the prior written consent of Independent Investment Research.

(b) Disclosure of Interest

General

Independent Investment Research, its officers, employees, consultants and its related bodies corporate have not and will not receive, whether directly or indirectly: any commission; fee; benefit; or advantage, whether pecuniary or otherwise, in connection with making any recommendation contained on this web site. Independent Investment Research, discloses that from time to time, it or its officers, employees and its related bodies corporate: may have an interest in the securities, directly or indirectly, which are the subject of these recommendations; may buy or sell securities in the companies mentioned in the Content; may effect transactions which may not be consistent with the recommendations in the Content; may have directorships in the companies mentioned in the Content; and/or perform paid services for the companies that are the subject of such recommendations.

However, under no circumstances, has Independent Investment Research been influenced, either directly or indirectly, in making any recommendations contained on this web site.

Corporate Research

Independent Investment Research has or may have, received a fee either directly by a company itself or by a third party, to provide coverage and/or corporate research (the "Fee"). Where a Fee has been received, Independent Investment Research does not publish:

Buy / Hold / Sell recommendations for the security or managed investment schemes.

(c) Copyright Protection

All Content at this web site is protected by copyright. Apart from any use permitted under the Copyright Act (Cth) 1968, you must not copy, frame, modify, transmit or distribute the material at this web site, without seeking the prior written consent of the copyright owner. Content on this web site is owned by the business Independent Investment Research. Users are prohibited from copying, distributing, transmitting, displaying, publishing, selling, licensing, creating derivative works or using any content on the web site for commercial or public purposes

Copyright 2010 Independent Investment Research. All rights reserved.

(d) Trade Marks

The trade marks and logos displayed on this web site belong to Independent Investment Research or other parties. Such trade marks include registered trade marks and trade marks pending registration. Users are prohibited from using any of these trade marks, without seeking the prior written consent of IIR or such third party, which may own the trade mark content on this web site.

(e) Limitation of Liability

To the fullest extent permitted by the law, Independent Investment Research and any of its officers, employees, agents, consultants or related bodies corporate disclaim any liability, whether based in contract, tort, strict liability or otherwise, for any direct, indirect, incidental, consequential or special damages arising out of or in any way connected with the use of any Content made available on this web site by any person or entity.

(f) No Warranties

Independent Investment Research does not make any claims, promises, guarantees, representations or warranties regarding the accuracy, completeness or fitness for purpose of the Content made available on this web site. All information on this web site is provided to you on an as is basis, without warranty of any kind either express or implied. To the extent that research can be provided by third parties, Independent Investment Research makes no warranty or representation as to the accuracy or completeness of such information displayed on this site, and accepts no liability for errors or omissions arising from such third party information. To the fullest extent permitted by law, under no circumstances will Independent Investment Research be liable for any loss or damage caused by users reliance upon information obtained through this web site. It is the responsibility of the user to evaluate the accuracy, completeness or usefulness of any information, opinion, general advice or other content made available through this web site. Furthermore, Independent Investment Research does not warrant or represent that this web site is error free or free from viruses or defects. A user must do all that is necessary (including using virus checking software) to satisfy itself that accessing this website will not adversely affect its system.

For further information, please contact IIR at: client.services@independentresearch.com.au



Independent Investment Research (Aust.) Pty Limited

SYDNEY OFFICE

Level 1, 350 George Street
Sydney NSW 2000
Phone: +61 2 8001 6693
Main Fax: +61 2 8072 2170
ABN 11 152 172 079

MELBOURNE OFFICE

Level 7, 20–22 Albert Road
South Melbourne VIC 3205
Phone: +61 3 8678 1766
Main Fax: +61 3 8678 1826

HONG KONG OFFICE

1303 COFCO Tower
262 Gloucester Road
Causeway Bay, Hong Kong

DENVER OFFICE

200 Quebec Street
300-111, Denver Colorado USA
Phone: +1 161 412 444 724

MAILING ADDRESS

PO Box H297 Australia Square
NSW 1215